

## MARKET-LINKED GUARANTEED INVESTMENT (MLGI)

# Zenitude Aggressive Guaranteed Portfolio

Term: 5 years



## OVERVIEW

The Zenitude Aggressive Guaranteed Portfolio offers you peace of mind. The capital you invest is protected, while the portfolio's diversification makes it a turnkey investment that's simple, yet comprehensive. With investments in many economic sectors and regions of the world, returns reflect the growth of these different markets.

- Capital 100% guaranteed at maturity
- Protected by deposit insurance<sup>1</sup>
- Conversion/Redemption possible under certain conditions
- Interest paid at maturity
- Eligible for registered plans
- Income taxed at maturity if investment is non-registered<sup>2</sup>
- No management fees
- Hedged against foreign currency fluctuations
- Eligible for potential member dividends

Performance indicators	\$500 to \$24,999	\$25,000 to \$249,999	\$250,000 and more
Maximum annual compound rate of return	9.16%	9.55%	9.93%
Maximum cumulative return	55.00%	57.75%	60.50%
Participation rate	100%	105%	110%

Key dates	
Sale period	September 24 to November 18, 2024
Investment issuance	December 13, 2024
Investment maturity	December 13, 2029

The participation rate represents the percentage of the benchmark securities appreciation rates used to calculate return at maturity. The returns shown include the participation rate.

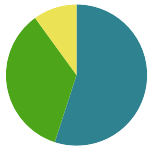
The caisse is the issuer of the investment.

<sup>1</sup>For more information on deposit insurance, please visit [lautorite.qc.ca](http://lautorite.qc.ca).

<sup>2</sup>Except for interest paid before the issue date.

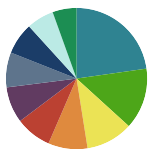
## INVESTMENT COMPOSITION

The Zenitude Aggressive Guaranteed Portfolio includes three variable-yield components in the following percentages:

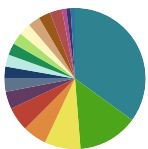
Component	Yield Type	Weight (%)
 Global Market Basket (Zenitude)	Variable	55.00
Canadian Market Basket	Variable	35.00
Emerging Markets Basket	Variable	10.00
Total		100

## Variable-Yield Components

Sector	Weight (%)
Financials	22.75
Technology	14.00
Industrials	10.75
Materials	9.00
Consumer Discretionary	8.25
Health Care	8.25
Energy	8.00
Communications	7.25
Utilities	6.25
Consumer Staples	5.50
<b>Total</b>	<b>100</b>



Country	Weight (%)
Canada	35.00
United States	13.75
Japan	8.25
Finland	5.50
Switzerland	5.50
China	4.00
South Korea	3.00
Australia	2.75
Denmark	2.75
France	2.75
Germany	2.75
Italy	2.75
Norway	2.75
Spain	2.75
United Kingdom	2.75
India	1.00
Mexico	1.00
Taiwan	1.00
<b>Total</b>	<b>100</b>



Here is an overview of the variable-yield components that make up your portfolio. For more information, please read the Investment Agreement.

Returns of the **Global Market - Zenitude basket** are linked to the growth of 20 large corporations representing all economic sectors in developed countries. Each company has the same weight in the basket.

Company	Sector	Country
Assicurazioni Generali S.p.A.	Financials	Italy
BNP Paribas SA	Financials	France
Canon Inc.	Technology	Japan
Cummins Inc.	Industrials	United States
Iberdrola SA	Utilities	Spain
Insurance Australia Group Ltd	Financials	Australia
Johnson & Johnson	Health Care	United States
Kone OYJ	Industrials	Finland
McDonald's Corporation	Consumer Discretionary	United States
Microsoft Corporation	Technology	United States

Company	Sector	Country
Nintendo Company Limited	Technology	Japan
Novo Nordisk A/S	Health Care	Denmark
PepsiCo Inc.	Consumer Staples	United States
Roche Holding AG	Health Care	Switzerland
SAP SE	Technology	Germany
Sekisui House Limited	Consumer Discretionary	Japan
Shell Plc	Energy	United Kingdom
Swisscom AG	Communications	Switzerland
Telenor ASA	Communications	Norway
UPM-Kymmene Oyj	Materials	Finland

Returns of the **Canadian Market basket** comprises 20 Canadian companies representing a variety of economic sectors. Each company has the same weight in the basket.

Company	Sector	Country
Agnico Eagle Mines Ltd	Materials	Canada
Bank of Montreal	Financials	Canada
Bank of Nova Scotia	Financials	Canada
BCE Inc.	Communications	Canada
Canadian Imp. Bank of Commerce	Financials	Canada
Canadian Natural Resources Limited	Energy	Canada
Canadian Pacific Kansas City Limited	Industrials	Canada
Emera Inc.	Utilities	Canada
Enbridge Inc.	Energy	Canada
Hydro One Limited	Utilities	Canada

Company	Sector	Country
Magna International Inc.	Consumer Discretionary	Canada
Manulife Financial Corporation	Financials	Canada
National Bank of Canada	Financials	Canada
Nutrien Limited	Materials	Canada
Pembina Pipeline Corporation	Energy	Canada
Royal Bank of Canada	Financials	Canada
Saputo Inc.	Consumer Staples	Canada
Thomson Reuters Corporation	Industrials	Canada
Wheaton Precious Metals Corp.	Materials	Canada
WSP Global Inc.	Industrials	Canada

Returns of the **Emerging Markets basket** are linked to the growth of 10 large corporations representing a variety of economic sectors. The companies are located in developing countries where capital markets have experienced strong growth. Each company has the same weight in the basket.

Company	Sector	Country
China Life Insurance Company Limited	Financials	China
China Merchants Bank Company Limited	Financials	China
Fomento Economico Mexicano SAB de CV	Consumer Staples	Mexico
Industrial & Commercial Bank of China	Financials	China
Infosys Limited	Technology	India

Company	Sector	Country
Kia Corporation	Consumer Discretionary	South Korea
Ping An Insurance (Group) Co of China Ltd	Financials	China
POSCO Holdings Inc.	Materials	South Korea
Samsung Electronics Company Limited	Technology	South Korea
Taiwan Semiconductor Manufacturing Co.	Technology	Taiwan

## IS THIS INVESTMENT RIGHT FOR ME?

This investment may be right for you if you:

- seek capital protection;
- are looking for a comprehensive and diversified investment;
- have an investment horizon of 5 years or longer;
- don't plan to withdraw your investment prior to maturity;
- agree to forgo a guaranteed return to benefit from a higher potential return than that offered by term savings.

## HOW DOES THIS SOLUTION DIFFER FROM CONVENTIONAL TERM SAVINGS?

This guaranteed investment differs from conventional term savings in that it does not provide a pre-determined return.

**Return on the investment is based on the appreciation of the benchmark portfolio and can only be known at maturity. Return could be nil at maturity.**

## HOW ARE RETURNS CALCULATED?

Up to the issue date, your investment generates interest at 1.55% per year. Between the issue date and the maturity date, the return depends on the performance of the components in the portfolio. The maximum cumulative return is indicated in the Overview section of this document.

### Calculation of variable return

The annual compound return of the variable-yield components is tied to the securities, which are subject to fluctuations in value. The calculation also takes into account the weighting of each one as illustrated in section Investment composition.

To reduce the effect of a potential market pullback, we factor in the average of the monthly price readings during the last three months of the term. The return on each variable-yield component is capped.

This investment is not eligible for dividends paid on the benchmark securities.

Return on the investment is not affected by changes in exchange rates even if prices are published in foreign currencies.

For full details on how return is calculated, please see the Investment Agreement.

**Variable return is based on changes in the prices of the benchmark securities and could be nil at maturity. Your capital is guaranteed at maturity.**

## HOW CAN I KEEP TRACK OF MY INVESTMENT'S PERFORMANCE?

You can access the Dynamic Market-Linked Guaranteed Investment Return Tracker by logging on to AccèsD and clicking on the Savings/Investments section, or by visiting [desjardins.com/returntracker](https://desjardins.com/returntracker). Information on returns is provided for information purposes only. The return on your investment is also shown on your Desjardins monthly account statement, for information purposes. Return on the investment can only be known at maturity.

## WHAT HAPPENS WHEN MY INVESTMENT MATURES?

Shortly before maturity, you will receive a reminder by mail or via AccèsD. At maturity, unless you give other instructions to your advisor or in AccèsD (if your investment is eligible for online renewal), your investment will be automatically reinvested in a similar product with comparable terms and conditions.

## CAN I REDEEM MY INVESTMENT BEFORE THE MATURITY DATE?

Once a year, after the third anniversary, you may convert your investment into another Market-Linked Guaranteed Investment. You may also redeem it. At your request, you will be notified of its approximate conversion or redemption value. Please refer to the Investment Agreement for details.

**Conversion/redemption value may be less than the invested capital and will not amount to the potential maximum at maturity.**

*Some exceptions may apply - please refer to the Investment Agreement for more information.*

## WHAT HAPPENS DURING MARKET UPHEAVALS?

The caisse reserves the exclusive right to determine the appropriate measures to be taken in such circumstances. For example, if trading is suspended, the caisse could choose to postpone the date at which the starting index value of the investment is taken into account.

## WHAT IF I CHANGE MY MIND?

You have up to five business days after receiving your Investment Agreement, by mail or via AccèsD, to ask your advisor to cancel your investment.

## INFORMATION

To purchase this product or for more information:

- visit [desjardins.com/mlgi](https://desjardins.com/mlgi);
- log on to AccèsD;
- contact your caisse Desjardins advisor;
- dial 514-224-7737 or 1-800-224-7737.

## AWARDS AND DISTINCTIONS



Best House Capital Protection, Americas  
Best House, Canada  
Best Capital Protected Distributor, Americas  
Deal of the Year, Canada  
Best Educational Initiative



Investors should read the Investment Agreement before investing. It can be accessed at [desjardins.com/mlgi](https://desjardins.com/mlgi).

This document provides an overview of the investment and is for informational purposes only. Should there be any discrepancy between this document and the Investment Agreement, the latter will take precedence. Desjardins and Desjardins Wealth Management are trademarks owned by the Fédération des caisses Desjardins du Québec used under license.